

CHAMPIONNATS SUISSES SCHWEIZER MEISTERSCHAFTEN

de gymnastique artistique par équipes / Kunstturnen Mannschaften

Rangliste / Résultats

26/27 octobre 2019, Montreux/VD



Partenaire principal



Partenaire FSG





LIGUE NATIONALE A

Rg.	Nom	Ann.								Total	
1	Aargau 1		39.366 3	38.532 1	41.266 1	40.600 2	42.766 1	38.232 2	240.762	O	
	Oliver HEGI	1993	5.5 12.866	5.9 13.966	5.3 13.966	4.8 12.950	5.8 13.900	5.5 13.366	32.8 81.014		
	Luca MURABITO	2003	4.9 13.200	4.5 12.200	4.2 11.733	4.8 13.800	4.5 12.100	4.7 12.400	27.6 75.433		
	Christian BAUMANN	1995	5.2 13.300	5.1 12.366	5.1 13.700		5.9 14.700	5.5 12.466	26.8 66.532		
	Noe SEIFERT	1998		5.2 12.000	4.6 13.600	4.8 13.850	5.3 14.166	4.8 11.233	24.7 64.849		
2	Zürich 1		41.799 1	36.332 2	40.565 2	41.400 1	41.666 2	38.632 1	240.394	A	
	Samir SERHANI	1999	5.3 14.066	5.2 12.033	5.0 13.133	4.8 13.650	5.2 13.700	5.3 12.366	30.8 78.948		
	Marco RIZZO	1992	5.8 14.400	5.0 12.433	5.5 14.066	5.2 14.300	5.1 13.033		26.6 68.232		
	Sascha CORADI	1996	5.0 12.100	4.2 10.566		4.8 13.450	5.5 12.966	4.5 10.966	24.0 60.048		
	Eddy YUSOF	1994		5.1 11.866	5.0 13.366		5.9 14.933	5.1 13.500	21.1 53.665		
	Moreno KRATTER	1998	5.4 13.333		4.4 12.266			5.3 12.766	15.1 38.365		
3	Ostschweiz		39.699 2	34.933 4	38.432 3	40.500 3	39.065 3	34.999 6	227.628	B	
	Pablo BRÄGGGER	1992	5.6 14.166	4.4 11.400	4.6 13.366	4.8 13.950	5.8 14.366	5.4 12.066	30.6 79.314		
	Janic MEIER	2003	4.8 13.300	4.4 11.533	3.8 12.533	4.0 12.900	4.3 12.566	4.8 12.533	26.1 75.365		
	Niels FLUDER	2001	3.9 12.233		4.0 12.533	4.4 13.650		3.5 10.400	15.8 48.816		
	Marton KOVACS	2003		4.2 12.000	2.9 9.600		3.1 12.133	3.9 9.000	14.1 42.733		
	Elia HASLER	2003	4.2 12.100	2.8 5.166		4.0 12.500	3.4 10.366		14.4 40.132		
4	Zürich 2		38.332 4	34.666 5	36.399 4	39.850 5	36.099 5	37.165 3	222.511		
	Sonam BÜWANG	2002	4.5 13.033	4.9 12.200	3.1 11.200	4.0 13.100	4.5 12.133	4.8 12.066	25.8 73.732		
	Benjamin PFYFFER	2002	4.7 12.866	4.7 11.666	3.7 12.033	4.8 13.050	4.2 11.000	4.0 12.166	26.1 72.781		
	Marc HEIDELBERGER	2002	5.2 12.433	4.1 10.800	4.2 12.466	4.8 13.700	4.1 11.166	3.7 11.833	26.1 72.398		
	Tim RANDEGGER	2000	5.3 10.300		4.3 11.900	2.8 10.550	4.5 12.800	5.1 12.933	22.0 58.483		
	Alan LAASNER	2002		5.0 10.333					5.0 10.333		
5	LU/OW/NW 1		35.832 6	35.232 3	35.032 6	39.150 6	36.099 5	36.732 4	218.077		
	Fabien HERZOG	1999	4.8 11.733	4.4 11.666	4.0 12.166	4.8 13.400	4.1 12.133	4.1 12.533	26.2 73.631		
	Iman CLAYTON	2003	4.1 12.366	3.7 11.933	3.6 11.066	4.0 12.350	4.3 12.466	4.0 12.266	23.7 72.447		
	Dominic TAMSEL	2000	4.9 11.733	5.0 11.633	3.5 11.766	4.0 12.950	4.7 10.866	4.9 11.933	27.0 70.881		
	Valentin VONESCH	1994	3.5 10.933		3.4 11.100	4.0 12.800	2.7 11.500		13.6 46.333		
6	Schaffhausen		37.832 5	30.899 6	35.666 5	39.950 4	37.232 4	36.199 5	217.778	↓	
	Taha SERHANI	1995	5.3 13.866	4.8 12.366	4.3 12.400	5.2 14.300	5.7 14.066	5.7 13.733	31.0 80.731		
	Fabio STRAUSS	1999	4.1 12.533	2.6 9.200	4.0 11.600	4.0 12.800	3.4 11.166	2.9 10.233	21.0 67.532		
	Andri STACHER	2003	2.9 11.433	3.2 6.733	4.1 11.666	4.0 12.850	4.3 10.533	3.6 11.100	22.1 64.315		
	Richard WANNER	1994					3.7 12.000	3.9 11.366	7.6 23.366		
	Tim RICHTER	2003	3.9 11.433						3.9 11.433		
	Nick AMON	2003		3.2 9.333					3.2 9.333		



LIGUE NATIONALE B

Rg.	Nom	Ann.							Total	
1	 Ticino 1		39.932 1	36.166 2	38.599 1	41.050 1	38.399 1	36.799 2	230.945	↑
	Martino MOROSI	1999	5.3 13.566	4.9 12.600	4.1 12.633	4.8 14.000	3.9 12.166	4.3 11.566	27.3 76.531	
	Mattia PIFFARETTI	2002	4.4 13.200	4.5 11.266	4.1 12.833	4.8 13.500	5.1 13.066	4.4 12.033	27.3 75.898	
	Luca BOTTARELLI	2002	4.5 13.166	4.6 11.300	4.2 13.133		5.0 12.600	4.2 12.433	22.5 62.632	
	Pietro RIVA	2003		4.6 12.266			4.3 12.733	4.5 12.333	13.4 37.332	
	Timothy ROSSETTI	2003	4.4 12.266		3.7 11.200	4.8 13.550			12.9 37.016	
2	 NKL Liestal		38.532 3	35.299 3	38.366 2	41.000 2	36.965 3	36.899 1	227.061	
	Jan IMHOF	2004	4.4 12.300	3.5 11.033	4.0 12.400	4.8 13.750	4.6 10.400	4.3 11.333	25.6 71.216	
	Jonas MUNSCH	1997	4.1 13.166		4.2 12.900	4.0 13.200	4.4 13.266	4.2 12.666	20.9 65.198	
	Janick BRUNNER	1994	4.6 12.700	4.4 12.633	4.2 13.066		5.2 12.466	5.0 12.900	23.4 63.765	
	Benaja MUNSCH	2000	5.0 12.666	3.6 11.633		4.8 13.650			13.4 37.949	
	Yannik RÜFENACHT	2002		3.6 10.300		4.8 13.600	4.2 11.233		12.6 35.133	
	Gabriel RENTSCH	2003			2.6 10.366			2.4 9.833	5.0 20.199	
3	 Aargau 2		38.732 2	37.166 1	35.532 3	39.050 3	35.099 6	35.233 3	220.812	
	Florian LANGENEGGER	2003	4.7 13.066	4.6 12.500	4.2 12.800	4.8 13.850	4.9 11.733	4.6 11.900	27.8 75.849	
	Luca GIUBELLINI	2003	4.7 12.800	4.8 13.066	3.9 12.266	4.8 12.300	4.5 11.800	4.6 12.000	27.3 74.232	
	Samuel WÄLLISCH	2000	4.0 12.366			4.0 12.750	3.6 11.566	4.0 11.333	15.6 48.015	
	Mario BRAND	2004		2.7 10.466	3.5 10.466		3.6 11.000	3.0 10.700	12.8 42.632	
	Nico NEESER	1999	4.5 12.866	3.6 11.600		3.2 12.450			11.3 36.916	
4	 Solothurn		37.533 4	35.099 4	33.233 6	38.150 5	37.532 2	32.766 4	214.313	
	Noah BITTERLI	2001	4.3 11.933	4.0 11.900	4.3 11.500	4.0 12.500	4.1 10.933	4.3 9.066	25.0 67.832	
	Benjamin GISCHARD	1995	5.4 14.200	5.0 12.733		5.2 12.900	5.0 13.533	4.8 12.533	25.4 65.899	
	Silas FRICKER	2005	4.0 11.400	3.9 8.966	4.2 11.100	2.4 10.900	4.0 12.466	4.0 9.800	22.5 64.632	
	Ian STAUBITZER	2005	3.8 11.366		3.4 8.766		3.9 11.533	3.2 10.433	14.3 42.098	
	Alessandro SIGNORONI	2003		4.0 10.466	4.1 10.633	4.0 12.750			12.1 33.849	
5	 Genève		36.666 6	32.098 6	35.266 4	37.850 6	36.665 4	32.499 5	211.044	
	Théo EZHARD	2000	3.8 12.233	4.1 11.866	3.6 11.800	3.2 12.150	3.7 12.366	3.4 10.600	21.8 71.015	
	Christopher TOMCIK	1993	4.3 12.433	3.3 10.666	4.2 12.133	4.0 13.000	4.4 11.683		20.2 59.915	
	Ewan ONOMOR	2004	3.6 12.000	4.0 9.100	3.4 11.333	4.0 12.650		3.3 11.266	18.3 56.349	
	Lamine DELORME	2001			3.5 11.166		3.3 12.166	3.0 10.066	9.8 33.398	
	Gaël LA GRECA	2005		3.0 9.566			3.6 12.133	2.7 10.633	9.3 32.332	
	Mickaël FULPIUS	1999	3.0 11.466			3.2 12.200			6.2 23.666	
6	 Neuchâtel		37.099 5	33.132 5	34.432 5	38.650 4	35.532 5	30.432 6	209.277	↓
	Antoine AMEZ-DROZ	2001	3.2 11.833	3.3 11.466	3.1 10.966	4.0 13.150	3.0 11.766	3.0 9.433	19.6 68.614	
	Joey PERDRIZAT	2000	4.0 12.633	2.7 9.500	3.7 11.433	4.0 12.850	3.0 12.033	3.0 9.533	20.4 67.982	
	Josias HEUBI	2001	3.6 12.266	2.8 10.500	2.4 9.733	4.0 12.650	2.8 11.733	3.4 10.066	19.0 66.948	
	Matteo DI MARCO	2000	3.7 12.200		3.6 12.033	3.2 12.550	2.3 11.700	2.9 10.833	15.7 59.316	
	Maxime LAUTENBACHER	1997		3.0 11.166					3.0 11.166	









LIGUE NATIONALE C

Rg.	Nom	Ann.	■	⚔	🏸	⌚	⌚	⌚	⌚	Total	
1	Bern		38.732 1	32.799 2	34.732 1	38.850 1	36.566 1	32.032 1	213.711	↑	
	Andrin FREY	2000	5.4 14.166	5.0 11.833	4.6 12.766	4.8 14.000	5.1 12.600	4.8 11.466	29.7 76.831		
	Ivan THOMI	1994	4.0 12.466	2.4 10.733		3.2 12.300	3.3 11.633		12.9 47.132		
	Toni DE CASTRO AQUINO	2005	4.0 9.400		2.8 10.866	3.2 12.300		2.9 11.000	12.9 43.566		
	Janis AEGERTER	2005	4.1 12.100	2.4 0.866		3.2 12.550		2.0 9.566	11.7 35.082		
	Remo BRECHBÜHL	1992		3.0 10.233			3.7 12.200	2.8 9.266	9.5 31.699		
	Sirius KOUSADIANOS	1999			3.2 11.100		3.9 11.766		7.1 22.866		
2	Ticino 2		35.366 3	34.299 1	31.899 2	34.750 6	33.366 3	30.365 3	200.045		
	Mirco RIVA	2005	3.9 11.400	4.4 11.433	2.9 10.333	4.0 12.400	3.6 9.866	2.5 9.866	21.3 65.298		
	Yakouba SOUMARÉ	2007	2.5 10.033		2.5 9.733	2.4 11.150	2.6 11.100	2.2 7.900	12.2 49.916		
	Niccolò SCORNAIENGI	2005		4.2 11.133	3.1 11.500		3.9 12.400	3.6 11.233	14.8 46.266		
	Aaron LAMBERTI	2007	2.5 11.500	2.8 6.333		2.4 11.200		2.2 9.266	9.9 38.299		
	Kevin BUCKLEY	2005		3.8 11.733		4.0 11.150			7.8 22.883		
	Yari MARANTA	2003	3.5 12.466		3.2 10.066				6.7 22.532		
3	Zürich 3		35.832 2	32.166 3	30.198 5	36.500 2	30.433 8	31.665 2	196.794		
	Noah GRIESSER	2004	3.9 12.100	4.0 10.633	3.7 8.633	4.0 13.150	3.2 7.800	3.9 10.333	22.7 62.649		
	Colin Jaden SCHMID	2006	3.6 11.766	2.4 10.733		2.4 11.200	3.2 11.500	2.6 10.366	14.2 55.565		
	Silas DITTMANN	2005	3.8 11.966	3.7 10.800	2.5 9.766		3.5 10.433	3.7 10.966	17.2 53.931		
	Beda KOBLER	2005		3.7 9.633	2.9 9.466		2.1 8.500	3.4 9.566	12.1 37.165		
	Carlo RIESCO	2006	3.5 11.666			3.2 11.550			6.7 23.216		
	Aurel WANNER	2005			3.5 10.966	3.2 11.800			6.7 22.766		
4	LU/OW/NW 2		33.899 5	24.033 6	31.232 4	35.450 3	33.533 2	27.666 5	185.813		
	Michael FISCHER	1990	3.4 11.066	2.5 8.200	2.4 10.866	3.2 12.400	2.6 11.700	2.6 9.633	16.7 63.865		
	Jonas SCHMIDIGER	1998	2.9 11.833	2.5 8.200		3.2 11.950	2.4 11.233	2.5 8.633	13.5 51.849		
	David SCHACHER	2004	2.1 10.266	2.3 7.633	2.4 9.966	2.2 11.050	2.4 10.600		11.4 49.515		
	Fabio LIPPITSCH	1999	2.7 11.000		2.4 10.400	3.2 11.100	2.3 10.100		10.6 42.600		
	Nils LANG	1999						2.0 9.400	2.0 9.400		
5	Vaud		32.565 7	27.932 5	31.365 3	34.650 7	32.932 4	24.333 6	183.777		
	David DEMARTINI	1994	3.7 10.966	2.3 6.566	3.1 10.966	4.4 11.850	2.3 11.366	3.0 10.600	18.8 62.314		
	David GACON	1999	3.1 11.066	2.3 8.666	2.6 9.633	3.2 11.500	2.3 10.766	2.2 4.800	15.7 56.431		
	Yannick DEPALLENS	2002	2.8 10.233		2.3 9.933	2.4 11.300	2.3 10.800		9.8 42.266		
	Ludovic MEYLAN	1996	2.0 10.533	2.5 9.400	2.6 10.466		2.1 6.366		9.2 36.765		
	Estebann TISSOT	2001		2.3 9.866				1.7 8.933	4.0 18.799		
	Nikola ACIMOVIC	2005				2.2 9.900		1.6 2.166	3.8 12.066		
6	Aargau 3		34.799 4	30.432 4	27.999 7	35.250 4	31.899 7	21.766 8	182.145		
	Gianluca HARTMANN	2005	3.6 11.733	3.3 10.533	2.3 8.733	2.4 11.150	3.1 10.700	1.7 9.500	16.4 62.349		
	Paul PEYER	2005	3.5 11.233	3.0 10.166	2.8 9.533	2.4 10.750	2.9 10.100	2.0 8.333	16.6 60.115		
	Cédric PFÄFFLI	1998		4.3 9.733	2.0 8.800		2.8 10.566	1.9 3.933	11.0 33.032		
	Timo SCHNEIDER	1996			3.0 9.666	3.2 12.150	3.6 10.633		9.8 32.449		
	Dario BRÜHLMANN	1996	3.4 11.833			3.2 11.950			6.6 23.783		



LIGUE NATIONALE C

Rg.	Nom	Ann.							Total
7	LU/OW/NW 3		33.198 ⁶	23.166 ⁷	29.299 ⁶	33.600 ⁸	32.899 ⁶	29.832 ⁴	181.994
	Michel FURRER	2006	2.7 11.166	2.9 10.000	1.8 9.800	1.6 10.850	2.5 10.866	2.4 9.933	13.9 62.615
	Mauro BUCHER	2007	2.5 11.166	2.8 9.200	1.9 9.466	1.6 10.650	2.3 10.933	1.9 9.866	13.0 61.281
	Alain BREGENZER	2006	3.1 10.866	2.2 3.966	1.8 10.033	2.4 11.200	2.6 10.966	2.2 9.733	14.3 56.764
	Moritz ANLIKER	2007		2.2 3.833	2.0 9.200		2.6 11.000	2.1 10.033	8.9 34.066
	Raphael WOLFISBERG	2000	2.4 10.833			2.4 11.550			4.8 22.383
8	Zürich 4		30.299 ⁸	15.433 ⁸	20.566 ⁸	35.150 ⁵	32.932 ⁴	23.966 ⁷	158.346
	Christian STROPPA	2002	3.1 11.733	2.4 8.200	2.0 8.233	3.2 11.900	2.5 10.266	2.5 9.533	15.7 59.865
	Dominik GWERDER	1996	2.9 8.466	2.4 7.233		3.2 11.500	2.3 10.200	2.4 9.600	13.2 46.999
	Felix WISOTZKI	2001	2.9 8.633		1.8 9.600	3.2 11.750	2.4 11.266	1.7 4.833	12.0 46.082
	Fabio MEIER	1994	2.2 9.933	2.2 0.000	1.7 2.733		2.3 11.400		8.4 24.066